































NEWS

FINITURE

finishes

	.01 Bianco White		.02 Nero Black		.05 Rosso Red		.06 Verde Green
	.09 Arancione Orange		.10 Blu Light blue		.11 Rosa Pink		.14 Lavagna Blackboard
	.21 Dorato lucido Shiny gold		.23 Alluminio satinato Satin Aluminum		.24 Cromo nero Black chrome		.25 Dorato satinato Golden satin
	.28 Foglia rame Copper leaf		.29 Foglia oro Gold leaf		.30 Foglia argento Silver Leaf		.31 Cromato Chromed
	.32 Nickel satinato Nickel mat		.33 Acciaio satinato Brushed steel		.34 Verniciato corten Painted corten		.35 Verniciato sabbia Painted sand
	.38 Rame lucido Shiny copper		.39 Verniciato antracite Painted anthracite		.56 Specchio Mirror		.57 Vetro Bianco White glass
	.85 Verniciato argento Painted silver		.86 Verniciato oro Painted gold		.87 Verniciato rame Painted copper		.88 Verniciato bronzo Painted bronze
	.90 Eco gold Eco gold		.99 Multicolor Multicolour				

INDEX

ANACONDA	85
ARCHETTO	57
CAVEA	9
CIMBALO	27
DALIA	41
EUREKA	101
GIO	33
JOLIE	81
LUMA	75
REVERS	63
RIGEL	69

LA NOSTRA VISIONE

our vision

Egoluce know-how and advanced technology converge in perfect harmony within our lighting products: fixtures engineered with precision, innovation, and a distinctive personality.

Elegant design solutions enhance the environment while ensuring technical excellence: optimal heat dissipation, modular components, precise light diffusion, and advanced LED systems designed for reparability and upgrades, extending the life of each product.

Over 45 years of experience and continuous research in materials, optics, and digital control systems make Egoluce a trusted partner for lighting projects worldwide.

Il know-how Egoluce e l'avanzata tecnologia trovano perfetta armonia nei nostri apparecchi: corpi illuminanti progettati con precisione, innovazione e personalità distintiva.

Soluzioni di design eleganti valorizzano l'ambiente garantendo al contempo eccellenza tecnica: dissipazione termica ottimale, componenti modulari, diffusione luminosa precisa e sistemi LED avanzati progettati per essere riparabili e aggiornabili, prolungando la vita di ogni prodotto.

Oltre 45 anni di esperienza e ricerca continua su materiali, ottiche e sistemi di controllo digitale fanno di Egoluce un partner affidabile per progetti illuminotecnici in tutto il mondo.



ECO GOLD

IT

Quest'anno EgoLuce presenta una splendida nuova finitura: Eco Gold. Dona un tocco caldo e lussuoso a qualsiasi ambiente ed è realizzata nel rispetto della sostenibilità, con materiali e processi ecologici.

DE

In diesem Jahr präsentiert die EgoLuce eine neue, beeindruckende Oberfläche: Eco Gold. Sie verleiht jedem Raum nicht nur eine warme, luxuriöse Note, sondern wird auch nachhaltig hergestellt, unter Verwendung umweltfreundlicher Materialien und Prozesse.

ENG

This year, EgoLuce introduces a stunning new finish: Eco Gold. It brings a warm, luxurious touch to any space and is crafted with sustainability in mind, using eco-friendly materials and processes.

FRA

Cette année, EgoLuce présente une nouvelle finition éblouissante : Eco Gold. Elle apporte une touche chaude et luxueuse à tous les espaces et est conçue dans le respect de la durabilité, avec des matériaux et procédés écologiques.

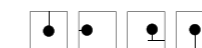
ES

Este año, EgoLuce presenta un nuevo y deslumbrante acabado: Eco Gold. Aporta un toque cálido y lujoso a cualquier espacio y está fabricado pensando en la sostenibilidad, con materiales y procesos ecológicos.

RUS

В этом году EgoLuce представляет новый впечатляющий финиш: Eco Gold. Он придаёт любому пространству тёплый и роскошный вид и создаётся с заботой о природе, используя экологичные материалы и технологии.





archiproducts
AWARDS
WINNER

INDOOR

CAVEA

Design Matì / 2025

IT

La collezione CAVEA rappresenta una nuova visione della luce e del design. Un progetto che rompe con la tradizione eliminando la classica lampadina centrale e rendendo protagonista la struttura stessa.

Realizzate con esili profili di alluminio calandrati, capaci di accogliere e diffondere la luce lungo tutta la loro forma. La fonte luminosa integrata, con indice di resa cromatica CRI>90, garantisce una luce di altissima qualità, calda e avvolgente.

ES

La colección CAVEA representa una nueva visión de la luz y el diseño. Un diseño que rompe con la tradición eliminando la clásica bombilla central y haciendo protagonista a la propia estructura.

Las lámparas CAVEA están fabricadas con esbeltos perfiles de aluminio calandrado, capaces de alojar y difundir la luz a lo largo de toda su forma. La fuente de luz integrada, con un índice de reproducción cromática CRI>90, garantiza una luz de la máxima calidad, cálida y envolvente.

FRA

La collection CAVEA incarne une nouvelle vision de l'éclairage et du design. Un concept qui rompt avec la tradition en supprimant l'ampoule centrale classique et en faisant de la structure elle-même le véritable protagoniste.

Les lampes sont réalisées à partir de profils d'aluminium fins et élégants, capables de capter et de diffuser l'éclairage sur toute leur forme. La source lumineuse intégrée, avec un indice de rendu des couleurs CRI>90, garantit un éclairage de la plus haute qualité chaud, doux et enveloppant.

ENG

The CAVEA collection represents a new vision of light and design. A design that breaks with tradition by eliminating the classic central bulb and making the structure itself the protagonist.

CAVEA lamps are made of slender calendered aluminium profiles, capable of accommodating and diffusing light along their entire shape. The integrated source, with CRI>90, ensures warm, enveloping light of the highest quality.

DE

Die CAVEA-Kollektion verkörpert eine neue Vision von Licht und Design. Ein Entwurf, der mit der Tradition bricht, indem er die klassische zentrale Glühbirne eliminiert und die Struktur selbst zur Hauptfigur macht.

Die CAVEA-Leuchten bestehen aus schlanken, gewalzten Aluminiumprofilen, die das Licht über ihre gesamte Form aufnehmen und verteilen. Die integrierte Lichtquelle mit einem Farbwiedergabeindex CRI>90 garantiert Licht von höchster Qualität – warm und umhüllend.


RUS

Коллекция CAVEA предлагает новый взгляд на освещение и дизайн. Она отказывается от традиционной лампы, превращая саму конструкцию в главный элемент.

Светильники выполнены из тонких алюминиевых профилей, которые равномерно распределяют освещение по всей своей форме. Встроенный источник с индексом цветопередачи CRI>90 обеспечивает свет высочайшего качества тёплое, мягкое и обволакивающее.









.02 Nero
Black



.34 Verniciato corten
Corten painted



.88 Verniciato bronzo
Painted bronze



.90 Eco Gold
Eco Gold











1610

.02 Nero .34 Verniciato corten .88 Verniciato bronzo .90 Eco Gold
Black Corten painted Painted bronze Eco Gold

Color temperature	LED	Lumen	Volt	Dimension
/WW 3000K	52W	6630lm	220-240V	H 36 - Ø 30 cm
/XW 2700K	52W	6410lm	220-240V	H 36 - Ø 30 cm



1,70 Kg

DIMMERABILE SU RICHIESTA
DIMMABLE ON REQUEST



1611

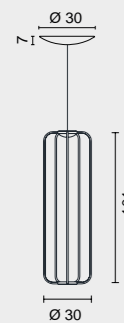
.02 Nero .34 Verniciato corten .88 Verniciato bronzo .90 Eco Gold
Black Corten painted Painted bronze Eco Gold

Color temperature	LED	Lumen	Volt	Dimension
/WW 3000K	90W	11500lm	220-240V	H 71 - Ø 30 cm
/XW 2700K	90W	11140lm	220-240V	H 71 - Ø 30 cm



2,70 Kg

DIMMERABILE SU RICHIESTA
DIMMABLE ON REQUEST



1612

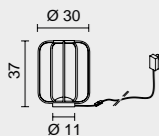
.02 Nero .34 Verniciato corten .88 Verniciato bronzo .90 Eco Gold
Black Corten painted Painted bronze Eco Gold

Color temperature	LED	Lumen	Volt	Dimension
/WW 3000K	122W	15700lm	220-240V	H 101 - Ø 30 cm
/XW 2700K	122W	15190lm	220-240V	H 101 - Ø 30 cm



1,60 Kg


DIMMERABILE SU RICHIESTA
DIMMABLE ON REQUEST



2526

.02 Nero .34 Verniciato corten .90 Eco Gold
Black Corten painted Eco Gold

Color temperature	LED	Lumen	Volt	Dimension
/WW 3000K	26W	3315lm	220-240V	H 37 - Ø 30 cm
/XW 2700K	26W	3205lm	220-240V	H 37 - Ø 30 cm



1,20 Kg

COMPLETA DI PUSH DIMM SU CAVO
COMPLETE WITH PUSH DIMM ON CABLE



3100

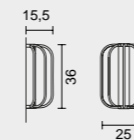
.02 Nero .34 Verniciato corten .88 Verniciato bronzo .90 Eco Gold
Black Corten painted Painted bronze Eco Gold

Color temperature	LED	Lumen	Volt	Dimension
/WW 3000K	122W	15700lm	220-240V	H 103 - Ø 30 cm
/XW 2700K	122W	15190lm	220-240V	H 103 - Ø 30 cm



3,00 Kg

COMPLETA DI DIMMER SU CAVO NERO
COMPLETE WITH DIMMER ON BLACK CABLE



4615

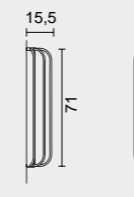
.02 Nero .34 Verniciato corten .88 Verniciato bronzo .90 Eco Gold
Black Corten painted Painted bronze Eco Gold

Color temperature	LED	Lumen	Volt	Dimension
/WW 3000K	29W	3680lm	220-240V	H 36 - L 25 cm
/XW 2700K	29W	3560lm	220-240V	H 36 - L 25 cm



1,20 Kg

DIMMERABILE SU RICHIESTA
DIMMABLE ON REQUEST



4616

.02 Nero .34 Verniciato corten .88 Verniciato bronzo .90 Eco Gold
Black Corten painted Painted bronze Eco Gold


Color temperature	LED	Lumen	Volt	Dimension
/WW 3000K	50W	6400lm	220-240V	H 71 - Ø 25 cm
/XW 2700K	50W	6190lm	220-240V	H 71 - Ø 25 cm




1,55 Kg

DIMMERABILE SU RICHIESTA
DIMMABLE ON REQUEST


CODICI FINITURE - FINISHES CODES




.02 Nero
Black



.34
Verniciato corten
Corten painted



.88
Verniciato bronzo
Painted bronze



.90 Eco Gold
Eco Gold



INDOOR

CIMBALO

Design Lux Studio / 2025

IT

La sospensione che unisce design essenziale e massimo comfort visivo. Realizzata interamente in alluminio si distingue per l'ampio disco da 60 cm di diametro capace di offrire una presenza scenica decisa ma raffinata.

La sorgente luminosa, arretrata all'interno della struttura, garantisce un'illuminazione diffusa priva di abbagliamento. Ideale per ambienti residenziali e contract è completa di rosone con alimentatore integrato.

ES

La lámpara de suspensión que une un diseño esencial con el máximo confort visual. Fabricada íntegramente en aluminio, destaca por su amplio disco de 60 cm de diámetro, capaz de ofrecer una presencia escénica marcada pero elegante.

La fuente de luz, empotrada en la estructura, garantiza una iluminación difusa sin deslumbramientos. Ideal para espacios residenciales y contract, incluye rosetón con alimentador integrado.

FRA

La suspension signée EgoLuce qui associe un design essentiel à un confort visuel optimal. Entièrement réalisée en aluminium, elle se distingue par son large disque de 60 cm de diamètre, offrant une présence scénique à la fois affirmée et raffinée.

La source lumineuse, encastrée dans la structure, assure un éclairage diffus sans éblouissement. Idéale pour les environnements résidentiels comme contract, elle est équipée d'un pavillon avec alimentation intégrée et incarne parfaitement l'esthétique minimaliste et fonctionnelle de la marque.

ENG

Pendant lamp that combines essential design with maximum visual comfort. Made entirely of aluminum, it stands out for its wide 60 cm diameter disk, offering a strong yet refined presence.

The recessed light source ensures a diffused, glare-free illumination. Perfect for both residential and contract spaces, it comes with a canopy and integrated power supply, embodying the brand's minimalist and functional aesthetic.

DE

Die Pendelleuchte die essenzielles Design mit höchstem Sehkomfort verbindet. Komplett aus Aluminium gefertigt, zeichnet sie sich durch ihre große Scheibe mit 60 cm Durchmesser aus, die eine markante und zugleich elegante Präsenz schafft.

Die zurückgesetzte Lichtquelle sorgt für eine diffuse, blendfreie Ausleuchtung. Ideal für Wohn- und Objektbereiche, wird sie mit Baldachin und integriertem Vorschaltgerät geliefert und verkörpert.

RUS

Подвесной светильник, который сочетает лаконичный дизайн и максимальный зрительный комфорт. Полностью выполненный из алюминия, он выделяется широким диском диаметром 60 см, создающим выразительное, но изысканное присутствие в пространстве.


Утопленный внутрь конструкции источник света обеспечивает равномерное рассеянное освещение без эффекта ослепления. Идеален для интерьеров дома и для общественных пространств; поставляется с потолочной розеткой и встроенным блоком питания.



CIMBALO

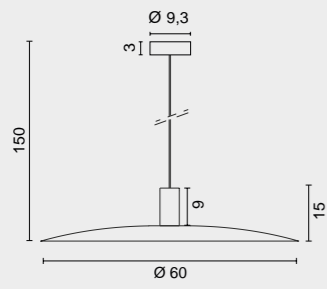


DOPPIA FINITURA
COMBINED FINISHES



LUCE DIFFUSA, SENZA ABBAGLIAMENTO
GLARE-FREE DIFFUSE LIGHT

CIMBALO



1620

.01 Bianco .01.25 Bianco/Dorato satinato .02 Nero .02.25 Nero/Dorato satinato .02.32 Nero/Nikel satinato
 White White/Golden Satin Black Black/Golden Satin Black/Nikel Satin


Color temperature	LED	Lumen	Volt	Dimension
/WW 3000K	8,7W	1156lm	220-240V	H 15 - Ø 60 cm
/XW 2700K	8,7W	1106lm	220-240V	H 15 - Ø 60 cm



1,60 Kg

DIMMERABILE SU RICHIESTA
 DIMMABLE ON REQUEST

CODICI FINITURE - FINISHES CODES



.01 Bianco
White

.01.25 Bianco/Dorato satinato
White/Golden Satin

.02 Nero
Black

.02.25 Nero/Dorato satinato
Black/Golden Satin

.02.32 Nero/Nikel satinato
Black/Nikel Satin





INDOOR GIO

Design Studio Design J&D / 2025

IT

La sospensione che reinterpreta il classico lampadario olandese, ispirata ai design di Gio Ponti per Venini negli anni '50. Realizzata con profili sottili di alluminio calandrato, mantiene la forma curva dei lampadari tradizionali con un'estetica minimalista e contemporanea.

LED ad alta efficienza su ogni braccio offrono luce intensa ma priva di abbagliamento. Disponibile in finiture dai colori vivaci, classici e neutri.

ES

La lámpara de suspensión que ofrece una reinterpretación moderna del clásico candelabro holandés, inspirada en los diseños de Gio Ponti para Venini en los años 50. Fabricada con finos perfiles de aluminio curvado, conserva la forma curva tradicional con un estilo minimalista y contemporáneo.

LED de alta eficiencia en cada brazo proporcionan luz intensa sin deslumbramiento. Disponible en acabados vivos, clásicos y neutros, Gio combina elegancia y modernidad.

FRA

La suspension qui propose une réinterprétation moderne du chandelier hollandais classique, inspirée des créations de Gio Ponti pour Venini dans les années 50. Réalisée avec de fins profils en aluminium courbés, elle conserve la forme traditionnelle avec une esthétique minimaliste et contemporaine.

LED haute efficacité sur chaque bras offrent lumière intense mais sans éblouissement. Disponible en finitions vives, classiques et neutres, Gio allie élégance et modernité.

ENG

Suspension lamp that offers a modern take on the classic Dutch chandelier, inspired by Gio Ponti's designs for Venini in the 1950s. Made with slender curved aluminum profiles, it preserves the traditional shape with a minimalist, contemporary look.

High-efficiency LEDs on each arm provide bright, glare-free illumination. Available in vibrant, classic, and neutral finishes, Gio combines elegance and modernity.

DE

Die Pendelleuchte, die eine moderne Neuinterpretation des klassischen holländischen Kronleuchters bietet, inspiriert von Gio Pontis Entwürfen für Venini in den 1950er Jahren. Sie besteht aus schlanken, gebogenen Aluminiumprofilen und bewahrt die typische Form mit minimalistischem, zeitgemäßem Design.


Hochleistungs-LEDs an jedem Arm liefern helles, blendfreies Licht. Erhältlich in lebendigen, klassischen und neutralen Oberflächen.

RUS

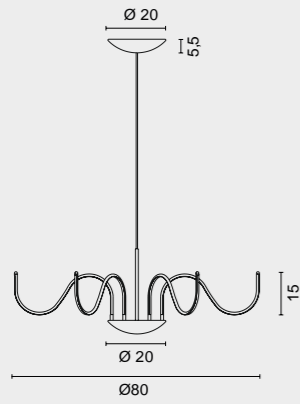
Подвесной светильник, современная интерпретация классической голландской люстры, вдохновлённой дизайнерами Джо Понти для Venini 1950-х годов. Выполнен из тонких изогнутых алюминиевых профилей, сохраняя традиционную форму с современной эстетикой.

Мощные светодиоды на каждом луче создают яркое, но не ослепляющее освещение. Доступен в ярких, классических и нейтральных цветовых вариантах.





GIO



1615

.02 Nero
Black

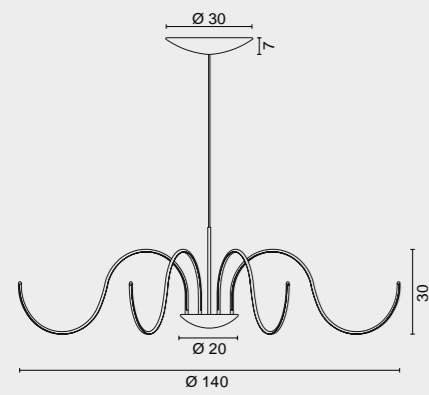
.99 Multicolor
Multicolour

Color temperature	LED	Lumen	Volt	Dimension
/WW 3000K	45W	5500lm	220-240V	H 15 - ø 80 cm
/XW 2700K	45W	5000lm	220-240V	H 15 - ø 80 cm



kg 1,50

DIMMERABILE SU RICHIESTA
DIMMABLE ON REQUEST



1616

.02 Nero
Black

.99 Multicolor
Multicolour


Color temperature	LED	Lumen	Volt	Dimension
/WW 3000K	100W	12400lm	220-240V	H 30 - ø 140 cm
/XW 2700K	100W	11160lm	220-240V	H 30 - ø 140 cm



kg 2,70

DIMMERABILE SU RICHIESTA
DIMMABLE ON REQUEST

CODICI FINITURE - FINISHES CODES



.02 Nero
Black



.99 Multicolor
Multicolour





INDOOR DALIA

Design Lux Studio / 2025

IT

Una collezione di lampade orientabili a luce diffusa con LED integrato, caratterizzate dal braccio flessibile in acciaio armonico rivestito con guaina termoretraibile e dal diffusore in vetro opale. Disponibile nelle versioni da incasso, terra, parete, plafone e binario 48V, offre soluzioni versatili per ogni ambiente.

La luce è morbida e uniforme, con LED ad alta resa cromatica (CRI>90) disponibili a 2700K e 3000K.

ES

Dalia es una colección de lámparas orientables de luz difusa con LED integrado, caracterizadas por un brazo flexible de acero armónico recubierto con funda termorretráctil y difusor de vidrio opal. Disponible en versiones de empotrar, de pie, de pared, de techo y para carril de 48V, ofrece soluciones versátiles para cualquier espacio.

La luz es suave y uniforme, con LEDs de alta reproducción cromática (CRI>90) disponibles en 2700K y 3000K.

FRA

Une collection de lampes orientables à lumière diffuse avec LED intégré, dotées d'un bras flexible en acier harmonique gainé de gaine thermorétractable et d'un diffuseur en verre opale. Disponible en versions encastrée, sur pied, murale, plafond et rail 48V, elle offre des solutions polyvalentes pour tout type d'espace.

La lumière est douce et homogène, avec des LED à haut rendu chromatique (CRI>90) disponibles en 2700K et 3000K.

ENG

Dalia is a collection of adjustable lamps with diffused light and integrated LED, featuring a flexible arm in spring steel covered with heat-shrink tubing and an opal glass diffuser. Available in many variations: recessed, floor, wall, ceiling and 48V track versions, it offers versatile solutions for any environment.

The light is soft and uniform, with high color rendering LEDs (CRI>90) available at 2700K and 3000K.

DE

Dalia ist eine Kollektion verstellbarer Leuchten mit diffusem Licht und integriertem LED, gekennzeichnet durch einen flexiblen Arm aus Federstahl mit Schrumpfschlauch und einen Diffusor aus Opalglas. Erhältlich als Einbau-, Steh-, Wand-, Decken- und 48V-Schienenleuchte, bietet sie vielseitige Lösungen für jeden Raum.

Das Licht ist weich und gleichmäßig, mit LEDs hoher Farbwiedergabe (CRI>90) in 2700K und 3000K.

RUS

Серия поворотных светильников с рассеянным светом и встроенным LED. Оснащена гибким плечом из пружинной стали в термоусадочной оболочке и рассеивателем из опалового стекла. Доступна во встраиваемом, напольном, настенном, потолочном и 48V-трековом исполнении.

Свет мягкий и равномерный, со светодиодами с высоким индексом цветопередачи (CRI>90), доступными в 2700K и 3000K.



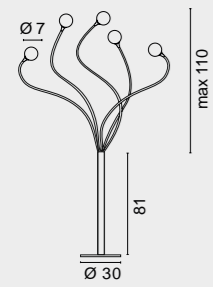








DALIA



3101

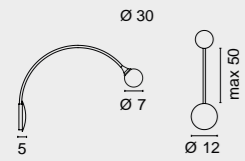
.02 Nero 02.90 Nero/Eco Gold
Black Black/Eco Gold

Color temperature	LED	Lumen	Volt	Dimension
/WW 3000K	15W	1850lm	220-240V	H 190 - Ø 7 cm
/XW 2700K	15W	1750lm	220-240V	H 190 - Ø 7 cm



kg 4,00

COMPLETA DI DIMMER SU CAVO NERO
COMPLETE WITH DIMMER ON BLACK CABLE



4623

.02 Nero 02.90 Nero/Eco Gold
Black Black/Eco Gold

Color temperature	LED	Lumen	Volt	Dimension
/WW 3000K	3W	370lm	220-240V	H 50 - Ø 7 cm
/XW 2700K	3W	350lm	220-240V	H 50 - Ø 7 cm



kg 0,40

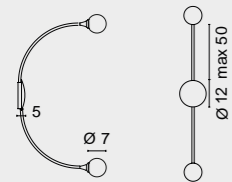
4624

.02 Nero 02.90 Nero/Eco Gold
Black Black/Eco Gold

Color temperature	LED	Lumen	Volt	Dimension
/WW 3000K	3W	370lm	220-240V	H 50 - Ø 7 cm
/XW 2700K	3W	350lm	220-240V	H 50 - Ø 7 cm



kg 0,40



4626

.02 Nero 02.90 Nero/Eco Gold
Black Black/Eco Gold

Color temperature	LED	Lumen	Volt	Dimension
/WW 3000K	6W	740lm	220-240V	H 110 - Ø 7 cm
/XW 2700K	6W	700lm	220-240V	H 110 - Ø 7 cm



kg 0,60



5682

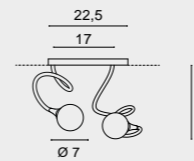
.02 Nero 02.90 Nero/Eco Gold
Black Black/Eco Gold

Color temperature	LED	Lumen	Volt	Dimension
/WW 3000K	12W	1480lm	220-240V	H 110 - Ø 7 cm
/XW 2700K	12W	1400lm	220-240V	H 110 - Ø 7 cm



kg 2,60

DIMMERABILE SU RICHIESTA
DIMMABLE ON REQUEST



6454

.02 Nero 02.90 Nero/Eco Gold
Black Black/Eco Gold


Color temperature	LED	Lumen	Volt	Dimension
/WW 3000K	6W	740lm	48V	H 58 - Ø 7 cm
/XW 2700K	6W	700lm	48V	H 58 - Ø 7 cm




kg 0,80

LAMPADA FLESSIBILE E ORIENTABILE PER TRACK 48V
FLEXIBLE AND ADJUSTABLE LAMP FOR TRACK 48V

CODICI FINITURE - FINISHES CODES

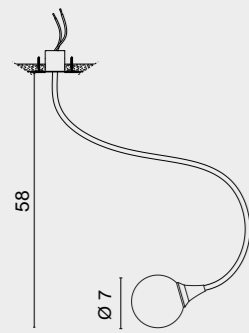


.02 Nero
Black



02.90
Nero/Eco Gold
Black/Eco Gold

DALIA



6772

.02 Nero Black 02.90 Nero/Eco Gold Black/Eco Gold

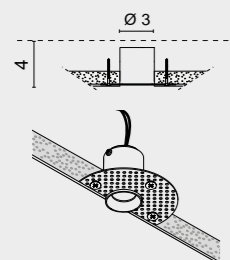
Color temperature	LED	Lumen	Dimension
/WW 3000K	500mA 3W	350lm	H 58 - Ø 7 cm
/XW 2700K	500mA 3W	370lm	H 58 - Ø 7 cm



0,35

LAMPADA FLESSIBILE E ORIENTABILE DA INCASSO PER CASSAFORMA EUREKA - DRIVER DA ORDINARE SEPARATAMENTE - 4000K SU RICHIESTA
 FLEXIBLE, ADJUSTABLE RECESSED LUMINAIRE FOR EUREKA FORMWORK; DRIVER TO BE ORDERED SEPARATELY - 4000K ON REQUEST

CASSAFORMA A SCOMPARSA EUREKA SENZA DRIVER PER CARTOGESSO EUREKA RECESSED BOX WITHOUT DRIVER FOR PLASTERBOARD



E6001

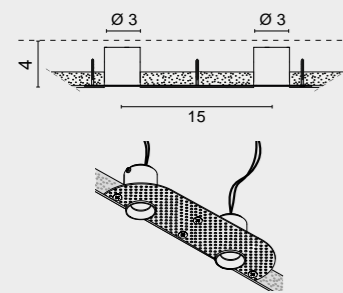
Cassaforma singola Eureka
 Recessed single box Eureka

.01 Bianco White .02 Nero Black



4,10 cm

0,17



E6002

Cassaforma doppia Eureka
 Recessed double box Eureka

.01 Bianco White .02 Nero Black



2 x 4,10 cm

0,33




CODICI FINITURE - FINISHES CODES

DRIVERS


ON/OFF	DIMMABLE					
Cod.	0136/50 500mA	0127 500mA	0141/DIM PUSH - 1...10V	0141/DALI DIM DALI	0145 DIM	0145/DALI DIM DALI
6772	1-6	1-3	1-6 (500mA)	1-6 (500mA)	1-10	1-10

SOLO COLLEGAMENTO IN SERIE - ONLY SERIAL CONNECTION

Il driver 0136/50 può passare dal foro incasso del faretto e può essere inserito anche con cassaforma montata.
 Driver 0136/50 can pass through the recessed hole of the spotlight and can also be inserted with the formwork mounted.



.02 Nero
 Black



02.90
 Nero/Eco Gold
 Black/Eco Gold



INDOOR

ARCHETTO

Design Studio Design J&D / 2025

IT

Una lampada da tavolo dimmerabile dal design iconico, che unisce una silhouette scultorea e fluida a una funzionalità pratica. Realizzata in alluminio calandrato, la sua struttura curva dirige la luce verso il basso, garantendo un'illuminazione diffusa e priva di abbagliamento.

ES

Archetto es una lámpara de mesa regulable de diseño icónico, que une una silueta escultórica y fluida con una funcionalidad práctica. Fabricada en aluminio extruido, su estructura curva dirige la luz hacia abajo, proporcionando una iluminación difusa y sin deslumbramientos.

FRA

Archetto est une lampe de table dimmable au design iconique, alliant une silhouette sculpturale et fluide à une fonctionnalité pratique. Réalisée en aluminium extrudé, sa structure courbée dirige la lumière vers le bas, offrant un éclairage diffus et sans éblouissement.

ENG

Archetto is a dimmable table lamp with an iconic design, uniting a sculptural and fluid silhouette with practical functionality. Made from extruded aluminum, its curved structure directs light downward, providing diffuse and glare-free illumination.

DE

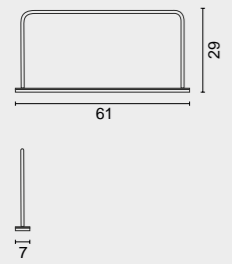
Archetto ist eine dimmbare Tischleuchte mit ikonischem Design, die eine skulpturale, fließende Silhouette mit praktischer Funktionalität vereint. Aus Strangpressaluminium gefertigt, lenkt ihre gebogene Form das Licht nach unten und sorgt für diffuse, blendfreie Beleuchtung.

RUS

Регулируемая настольная лампа с культовым дизайном, объединяющая скульптурный и плавный силуэт с практической функциональностью. Изготовленная из экструдированного алюминия, ее изогнутая конструкция направляет свет вниз, обеспечивая рассеянное и безыскровое освещение.



ARCHETTO



2521

.02.32 Nero/Nikel satinato
Black/Nikel Satin


Color temperature	LED	Lumen	Volt	Dimension
/WW 3000K	12W	1334lm	220-240V	H 29 - L 61 cm
/XW 2700K	12W	1200lm	220-240V	H 29 - L 61 cm



Kg 2,00

COMPLETA DI PUSH DIMM SU CAVO
COMPLETE WITH PUSH DIMM ON CABLE

CODICI FINITURE - FINISHES CODES



.02.32
Nero/Nikel satinato
Black/Nikel Satin





INDOOR REVERS

Design Lux Studio / 2025

IT

Revers è una lampada da parete a luce indiretta con corpo in alluminio estruso, diffusore in policarbonato opalino e LED con driver integrato. La sua linea essenziale si adatta armoniosamente a qualsiasi ambiente, dai più classici ai contemporanei.

Disponibile anche su misura.

ES

Revers es una lámpara de pared con luz indirecta, cuerpo de aluminio extruido, difusor de policarbonato opal y LED con driver integrado. Su línea sencilla se adapta con armonía a cualquier entorno, desde interiores clásicos hasta espacios contemporáneos.

Disponibile también a medida.

FRA

Revers est une applique murale à lumière indirecte avec corps en aluminium extrudé, diffuseur en polycarbonate opalin et LED avec driver intégré. Sa ligne épurée s'intègre harmonieusement à tout type d'intérieur, classique ou contemporain.

Disponibile aussi sur mesure.

ENG

Revers is a wall lamp with indirect light featuring an extruded aluminum body, opal polycarbonate diffuser, and integrated LED with driver. Its clean lines blend seamlessly into any setting, from classic interiors to contemporary spaces.

Also available in custom sizes upon request.

DE

Revers ist eine Wandleuchte mit indirektem Licht, einem Gehäuse aus stranggepresstem Aluminium, opalem Polycarbonat-Diffusor und integriertem LED mit Treiber. Ihre klare Linie fügt sich harmonisch in klassische wie moderne Umgebungen ein.

Auch auf Maß erhältlich.

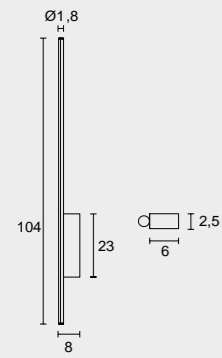
RUS

Настенный светильник с отражённым светом, корпусом из алюминиевого профиля, рассеивателем из опалового поликарбоната и встроенным LED-драйвером. Лаконичный дизайн легко вписывается в любые интерьеры от классики до современности.

Доступен по индивидуальным размерам.



REVERS



4556

.01 Bianco .02 Nero .25 Dorato satinato
White Black Golden Satin

	Color temperature	LED	Lumen	Volt	Dimension
/W	4000K	14,4W	1808lm	220-240V	H 104 - Ø 1,8 cm
/WW	3000K	14,4W	1616lm	220-240V	H 104 - Ø 1,8 cm
/XW	2700K	14,4W	1512lm	220-240V	H 104 - Ø 1,8 cm




0,90 Kg

DISPONIBILE ANCHE SU MISURA
AVAILABLE IN CUSTOM SIZES UPON REQUEST

CODICI FINITURE - FINISHES CODES



.01 Bianco
White



.02 Nero
Black



.25 Dorato satinato
Golden Satin





INDOOR RIGEL

Design Lux Studio / 2025

IT

Rigel è una lampada da parete con sorgente LED e driver integrato, corpo in alluminio e maschera frontale in acciaio, con diffusori superiore e inferiore in PMMA anti-UV. La linea essenziale ed elegante si adatta con armonia a interni classici e contemporanei.

Disponibile a singola emissione anche con unità di emergenza. La versione a doppia emissione può essere richiesta con doppia accensione o con controllo PUSH e DALI.

ES

Rigel es una lámpara de pared con LED y driver integrado, cuerpo de aluminio, placa frontal de acero y difusores superior e inferior en PMMA anti-UV. Su línea esencial y elegante encaja con armonía en interiores clásicos y contemporáneos.

Disponibile en versión de emisión única también con unidad de emergencia. La versión de doble emisión puede solicitarse con doble encendido o control PUSH y DALI.

FRA

Rigel est une applique murale avec LED et driver intégrés, dotée d'un corps en aluminium, d'une façade en acier et de diffuseurs supérieur et inférieur en PMMA anti-UV. Sa ligne sobre et élégante s'intègre parfaitement aux intérieurs classiques comme contemporains.

Disponibile en émission simple également avec module d'urgence. La version à double émission peut être demandée avec double allumage ou commande PUSH et DALI.

ENG

Rigel is a wall lamp with integrated LED and driver, featuring an aluminum body, steel front plate and UV-resistant PMMA diffusers on the top and bottom. Its clean and elegant design fits seamlessly into both classic and contemporary interiors.

Available in single-emission also with emergency unit. The dual-emission version can be requested with dual switching or PUSH and DALI control.

DE

Rigel ist eine Wandleuchte mit integriertem LED und Treiber, einem Aluminiumgehäuse, Stahlfrontplatte und oberen und unteren Diffusoren aus UV-beständigem PMMA. Das klare, elegante Design fügt sich harmonisch in klassische wie moderne Räume ein.

Als Einzelausführung auch mit Notlichtmodul erhältlich. Die Doppelausführung kann mit Doppelschaltung oder PUSH- und DALI-Steuerung bestellt werden.

RUS

Rigel — настенный светильник со встроенным LED-модулем и драйвером, алюминиевым корпусом, стальной фронтальной панелью и верхним и нижним рассеивателями из UV-стойкого PMMA. Лаконичный дизайн подходит для классических и современных интерьеров.

Доступен с однонаправленным светом и модулем аварийного питания. Версия с двунаправленным светом может поставляться с двойным включением или управлением PUSH и DALI.



.01 Bianco
White



.02 Nero
Black


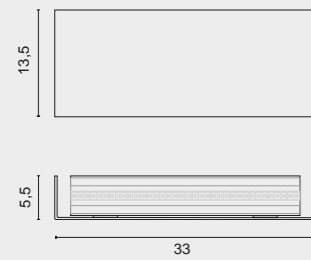

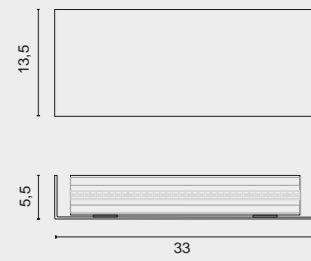


.32 Nickel satinato
Nickel mat



.35 Verniciato sabbia
Painted sand

RIGEL



4666 Doppia emissione / Double emission

.01 Bianco White .02 Nero Black .32 Nickel satinato Nickel mat .35 Verniciato sabbia Painted sand

Color temperature	LED	Lumen	Volt	Dimension
/W 4000K	24W	3500lm	220-240V	L 33 cm - H 13,5 cm
/WW 3000K	24W	3150lm	220-240V	L 33 cm - H 13,5 cm
/XW 2700K	24W	3030lm	220-240V	L 33 cm - H 13,5 cm

F IP40 1,41


4667 Emergenza - Mono emissione / Emergency - Single emission

.01 Bianco White .02 Nero Black .32 Nickel satinato Nickel mat .35 Verniciato sabbia Painted sand


Color temperature	LED	Lumen	Volt	Dimension
/W 4000K	24W	1750lm	220-240V	L 33 cm - H 13,5 cm
/WW 3000K	24W	1575lm	220-240V	L 33 cm - H 13,5 cm
/XW 2700K	24W	1515lm	220-240V	L 33 cm - H 13,5 cm

F IP40 1,30

CODICI FINITURE - FINISHES CODES



.01 Bianco White .02 Nero Black .32 Nickel satinato Nickel mat .35 Verniciato sabbia Painted sand





INDOOR LUMA

Design Lux Studio / 2025

IT

Luma è una lampada da parete con sorgente LED e driver integrato, corpo in alluminio, maschera frontale in acciaio e diffusori superiore e inferiore in PMMA anti-UV.

Disponibile a singola emissione anche con unità di emergenza. La versione a doppia emissione può essere richiesta con doppia accensione o con controllo PUSH e DALI.

ES

Luma es una lámpara de pared con LED y driver integrados, cuerpo de aluminio, placa frontal de acero y difusores superior e inferior en PMMA anti-UV.

Disponibile en versión de emisión única también con unidad de emergencia. La versión de doble emisión puede solicitarse con doble encendido o control PUSH y DALI.

FRA

Luma est une applique murale avec LED et driver intégrés, dotée d'un corps en aluminium, d'une façade en acier et de diffuseurs supérieur et inférieur en PMMA anti-UV.

Disponibile en émission simple également avec module d'urgence. La version à double émission peut être demandée avec double allumage ou commande PUSH et DALI.

ENG

Luma is a wall lamp with integrated LED and driver, featuring an aluminum body, steel front plate and UV-resistant PMMA diffusers on the top and bottom.

Available in single-emission also with emergency unit. The dual-emission version can be requested with dual switching or PUSH and DALI control.

DE

Luma ist eine Wandleuchte mit integriertem LED und Treiber, einem Aluminiumgehäuse, Stahlfrontplatte sowie oberen und unteren Diffusoren aus UV-beständigem PMMA.

Als Einzelausführung auch mit Notlichtmodul erhältlich. Die Doppelausführung kann mit Doppelschaltung oder PUSH- und DALI-Steuerung bestellt werden.

RUS

Luma — настенный светильник со встроенным LED-модулем и драйвером, алюминиевым корпусом, стальной фронтальной панелью и верхним/нижним рассеивателями из UV-стойкого PMMA.


Доступен с однонаправленным светом и модулем аварийного питания. Версия с двунаправленным светом может поставляться с двойным включением или управлением PUSH и DALI.



.01 Bianco
White



.02 Nero
Black

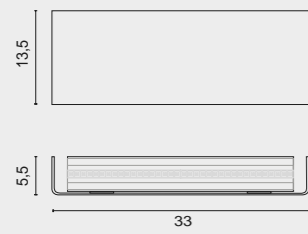


.32 Nickel satinato
Nickel mat



.35 Verniciato sabbia
Painted sand

LUMA

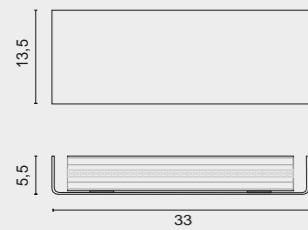


4668 Doppia emissione / Double emission

.01 Bianco White .02 Nero Black .32 Nickel satinato Nickel mat .35 Verniciato sabbia Painted sand

Color temperature	LED	Lumen	Volt	Dimension
/W 4000K	24W	3500lm	220-240V	L 33 cm - H 13,5 cm
/WW 3000K	24W	3150lm	220-240V	L 33 cm - H 13,5 cm
/XW 2700K	24W	3030lm	220-240V	L 33 cm - H 13,5 cm

F IP40 1,41



4669 Emergenza - Mono emissione / Emergency - Single emission

.01 Bianco White .02 Nero Black .32 Nickel satinato Nickel mat .35 Verniciato sabbia Painted sand

Color temperature	LED	Lumen	Volt	Dimension
/W 4000K	24W	1750lm	220-240V	L 33 cm - H 13,5 cm
/WW 3000K	24W	1575lm	220-240V	L 33 cm - H 13,5 cm
/XW 2700K	24W	1515lm	220-240V	L 33 cm - H 13,5 cm

F IP40 1,30



CODICI FINITURE - FINISHES CODES



.01 Bianco White .02 Nero Black .32 Nickel satinato Nickel mat .35 Verniciato sabbia Painted sand





INDOOR JOLIE

Design Matì / 2025

IT

Una lampada da parete a luce diffusa in alluminio, progettata per l'installazione sopra specchio.

Offre un'illuminazione uniforme e naturale del viso, senza abbagliare. Ideale per il bagno e per gli spazi dedicati alla cura personale, unisce funzionalità ed eleganza essenziale. Disponibile in bianco classico, nichel satinato o oro satinato.

ES

Jolie es una lámpara de pared de luz difusa en aluminio, diseñada para instalarse sobre el espejo. Proporciona una iluminación uniforme y natural del rostro, sin deslumbrar. Ideal para el baño y los espacios dedicados al cuidado personal, combina funcionalidad y diseño esencial. Disponible en blanco clásico, níquel mate o dorado satinado.

FRA

Jolie est une applique murale à lumière diffuse en aluminium, conçue pour une installation au-dessus du miroir. Elle offre un éclairage uniforme et naturel du visage, sans éblouissement. Idéale pour la salle de bain et les espaces dédiés au soin personnel, elle allie fonctionnalité et design épuré. Disponible en blanc classique, nickel mat ou or satiné.

ENG

A wall-mounted diffuse light fixture made of aluminium, designed for installation above mirrors. It provides even, natural facial lighting without glare. Ideal for bathrooms and personal care spaces, it combines functionality with a clean, elegant design.

Available in classic white, matt nickel, or satin gold finishes.

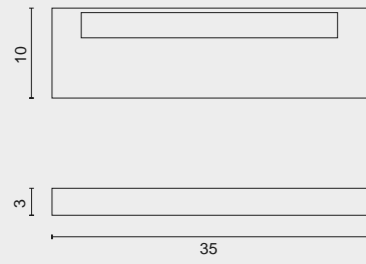
DE

Jolie ist eine Wandleuchte aus Aluminium mit diffusem Licht für die Montage über dem Spiegel. Sie sorgt für eine gleichmäßige, natürliche Ausleuchtung ohne Blendung. Ideal für Bad- und Pflegebereiche, vereint sie Funktionalität und klares Design. Erhältlich in Weiß, Mattnickel oder satiniertem Gold.

RUS

Jolie настенный светильник с рассеянным светом из алюминия для установки над зеркалом. Обеспечивает равномерное и естественное освещение лица без ослепления. Идеально подходит для ванной комнаты и зон ухода за собой, сочетая функциональность и лаконичный дизайн. Доступен в классическом белом, матовом никеле и сатирированном золоте.

JOLIE





4682

.01 Bianco .32 Nickel satinato .90 Eco Gold
White Nickel mat Eco Gold


Color temperature	LED	Lumen	Volt	Dimension
/WW 3000K	11,5W	1650lm	220-240V	L 35,5 cm - H 10 cm
/XW 2700K	11,5W	1600lm	220-240V	L 35,5 cm - H 10 cm



kg 0,80



CODICI FINITURE - FINISHES CODES



.01 Bianco
White



.32 Nickel satinato
Nickel mat



.90 Eco Gold
Eco Gold



INDOOR

ANACONDA

Design Lux Studio / 2025

IT

Sistema di illuminazione a 48V caratterizzato dalla modellabilità del corpo tubolare flessibile in silicone e dalla luce diffusa a 360 gradi.

Anaconda si completa di accessori da ordinare separatamente come alimentatori, rosone con driver integrato, sostegni in svariati colori, cavi di sospensione in acciaio e tubi in metacrilato trasparente.

ES

Sistema de iluminación de 48V caracterizado por la flexibilidad del cuerpo tubular de silicona y la luz difusa a 360 grados.

Se completa con accesorios que deben pedirse por separado, como fuentes de alimentación, rosetas con driver integrado, soportes de colores, cables de suspensión de acero y tubos de metacrilato transparente.

FRA

Système d'éclairage 48V caractérisé par la flexibilité du corps tubulaire en silicone et la diffusion lumineuse à 360 degrés.

Anaconda s'accompagne d'accessoires à commander séparément, tels que alimentations, rosaces avec driver intégré, supports colorés, câbles de suspension en acier et tubes en méthacrylate transparent.

ENG

48V lighting system characterized by the flexibility of its tubular silicone body and the 360-degree diffused light.

Anaconda is completed with accessories, to be ordered separately, such as power supplies, ceiling roses with integrated driver, painted supports in various colors, steel suspension cables, and transparent methacrylate tubes.

DE



48V-Beleuchtungssystem, gekennzeichnet durch den flexiblen Silikonschlauch und das rundum diffuse Licht.

Anaconda wird mit separat zu bestellendem Zubehör ergänzt, wie Netzteilen, Baldachinen mit integriertem Treiber, farbigen Halterungen, Stahlseilen und transparenten Methacrylatrohren.

RUS

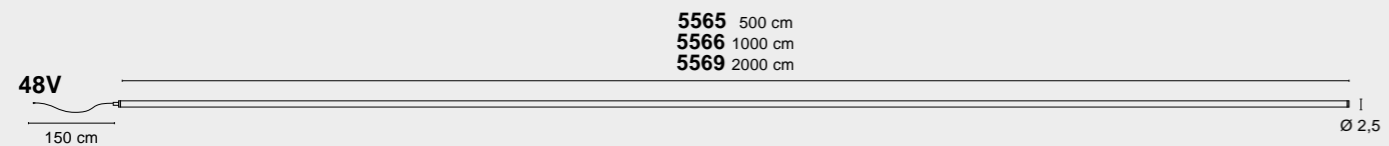
Система освещения 48 В с гибким силиконовым корпусом и рассеянным светом на 360 градусов.

Anaconda дополняется аксессуарами, заказываемыми отдельно: блоком питания, розеткой с драйвером, цветными держателями, стальными тросами и прозрачными метакрилатными трубками.





ANACONDA




Alimentazione a partenza da un unico punto di uscita cavo - Power supply from a single point

5565

.01 Bianco
White


Color temperature	LED	Lumen	Volt	Dimension
/W 4000K	62,5W	5550lm	48V	L 500 - Ø 2,5 cm
/WW 3000K	62,5W	5000lm	48V	L 500 - Ø 2,5 cm
/XW 2700K	62,5W	4500lm	48V	L 500 - Ø 2,5 cm



5566

.01 Bianco
White


Color temperature	LED	Lumen	Volt	Dimension
/W 4000K	125W	11000lm	48V	L 1000 - Ø 2,5 cm
/WW 3000K	125W	10000lm	48V	L 1000 - Ø 2,5 cm
/XW 2700K	125W	9000lm	48V	L 1000 - Ø 2,5 cm



5569

.01 Bianco
White


Color temperature	LED	Lumen	Volt	Dimension
/W 4000K	250W	22000lm	48V	L 2000 - Ø 2,5 cm
/WW 3000K	250W	20000lm	48V	L 2000 - Ø 2,5 cm
/XW 2700K	250W	18000lm	48V	L 2000 - Ø 2,5 cm




CODICI FINITURE - FINISHES CODES



.01 Bianco
White



Anaconda 5565.01 + 7531.09 + 2 x 7533.09





Anaconda 5565.01 + 7530.01 + 7533.08 + 7533.09 + 7530.10

ANACONDA

ACCESSORI PER INSTALLAZIONE LIBERA ACCESSORIES FOR FREE INSTALLATION

	7530 Elemento di partenza a L L-shaped starting element
	.01 Bianco .02 Nero .08 Giallo .09 Arancione .10 Azzuro White Black Yellow Orange Light Blue
	0,20
	7531 Elemento di partenza Starting element
	.01 Bianco .02 Nero .08 Giallo .09 Arancione .10 Azzuro White Black Yellow Orange Light Blue
	0,16
	7532 Elemento di partenza a T T-shaped starting element
	.01 Bianco .02 Nero .08 Giallo .09 Arancione .10 Azzuro White Black Yellow Orange Light Blue
	0,20
	7533 Elemento per decentramento Displacement element
	.01 Bianco .02 Nero .08 Giallo .09 Arancione .10 Azzuro White Black Yellow Orange Light Blue
	0,12



ROSONE A SOFFITTO CON DRIVER PER INSTALLAZIONE SOSPESA CEILING ROSE WITH DRIVER FOR SUSPENDED INSTALLATION

	0992/150 Rosone ON-OFF Ceiling rose ON-OFF
	IN: 220 - 240V OUT: 48V - 150W
	.01 Bianco .02 Nero White Black
	0994/150 Rosone ON-OFF Ceiling rose ON-OFF
	IN: 220 - 240V OUT: 48V - 150W
	.01 Bianco .02 Nero White Black



DRIVERS

ON/OFF

0161/100/48 48V-100W	0161/150/48 48V-150W	0161/200/48 48V-200W	0161/320/48 48V-320W
-------------------------	-------------------------	-------------------------	-------------------------

DIMMABLE


0717/DIM75/48 48V-75W 1...10V - PUSH - DALI	0717/DIM100/48 48V-100W 1...10V - PUSH - DALI	0717/DIM150/48 48V-150W 1...10V - PUSH - DALI
--	--	--

ACCESSORI DI FISSAGGIO PER INSTALLAZIONE LIBERA FIXING ACCESSORIES FOR FREE INSTALLATION

	7534 Kit di sospensione Suspension kit
	.00 Trasparente Clear
	1 Cavo acciaio 2 mt - 1 Steel cable 2 m 1 Decentratore fissaggio cavo - 1 Element for cable fixing 1 Clip reggi lampada - 1 Suspension clip
	0,020
	7535 Clip di fissaggio soffitto/parete Ceiling/wall fixing clip
	.00 Trasparente Clear
	0,005
	7538 Clip di fissaggio sistema cavo Cable system fixing clip
	.00 Trasparente Clear
	0,006
	7541 Tappo con uscita cavo Cap with cable exit
	.00 Trasparente Clear
	0,015
	7542 Tappo di chiusura End cap
	.00 Trasparente Clear
	0,006



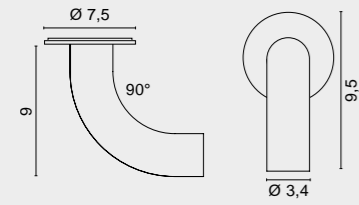
CODICI FINITURE - FINISHES CODES



.01 Bianco White .02 Nero Black .08 Giallo Yellow .09 Arancione Orange .10 Azzuro Light Blue

ANACONDA

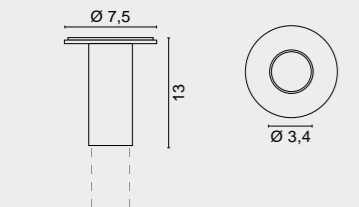

ACCESSORI PER INSTALLAZIONE RIGIDA ACCESSORIES FOR RIGID INSTALLATION



7530 Elemento di partenza a L
L-shaped starting element

.01 Bianco .02 Nero .08 Giallo .09 Arancione .10 Azzuro
White Black Yellow Orange Light Blue

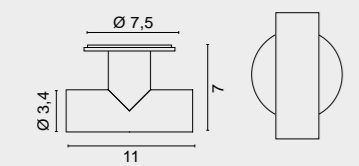
0,20



7531 Elemento di partenza
Starting element

.01 Bianco .02 Nero .08 Giallo .09 Arancione .10 Azzuro
White Black Yellow Orange Light Blue

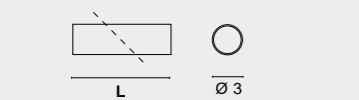
0,16



7532 Elemento di partenza a T
T-shaped starting element

.01 Bianco .02 Nero .08 Giallo .09 Arancione .10 Azzuro
White Black Yellow Orange Light Blue

0,20



7540 Tubo estruso in metacrilato trasparente
Transparent methacrylate extruded tube

.00 Trasparente
Clear

/100 L 100 cm /200 L 200 cm /300 L 300 cm



ACCESSORI DI FISSAGGIO PER INSTALLAZIONE RIGIDA FIXING ACCESSORIES FOR RIGID INSTALLATION



7534 Kit di sospensione
Suspension kit

.00 Trasparente
Clear

1 Cavo acciaio 2 m - 1 Steel cable 2 m
1 Decentratore fissaggio cavo - 1 Element for cable fixing
1 Clip reggi lampada - 1 Suspension clip

0,020



7535 Clip di fissaggio soffitto/parete
Ceiling/wall fixing clip

.00 Trasparente
Clear

0,005



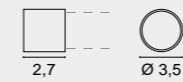
7538 Clip di fissaggio sistema cavo
Cable system fixing clip

.00 Trasparente
Clear

0,006



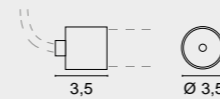
ACCESSORI DI FISSAGGIO PER INSTALLAZIONE RIGIDA FIXING ACCESSORIES FOR RIGID INSTALLATION



7536 Tappo di chiusura
End cap

.01 Bianco .02 Nero .08 Giallo .09 Arancione .10 Azzuro
White Black Yellow Orange Light Blue

0,25



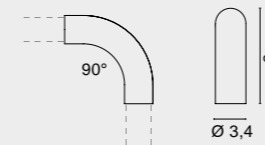
7537 Tappo con uscita cavo
Cap with cable exit

.01 Bianco .02 Nero .08 Giallo .09 Arancione .10 Azzuro
White Black Yellow Orange Light Blue

0,30




CONGIUNZIONI PER INSTALLAZIONE RIGIDA CONJUNCTIONS FOR RIGID INSTALLATION



7500 Raccordo a 90°
90° bend

.01 Bianco .02 Nero .08 Giallo .09 Arancione .10 Azzuro
White Black Yellow Orange Light Blue

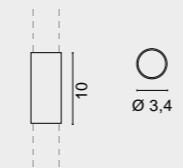
0,21



7504 Raccordo a 45°
45° bend

.01 Bianco .02 Nero .08 Giallo .09 Arancione .10 Azzuro
White Black Yellow Orange Light Blue


0,21




7508 Raccordo lineare
Linear tube

.01 Bianco .02 Nero .08 Giallo .09 Arancione .10 Azzuro
White Black Yellow Orange Light Blue

0,20

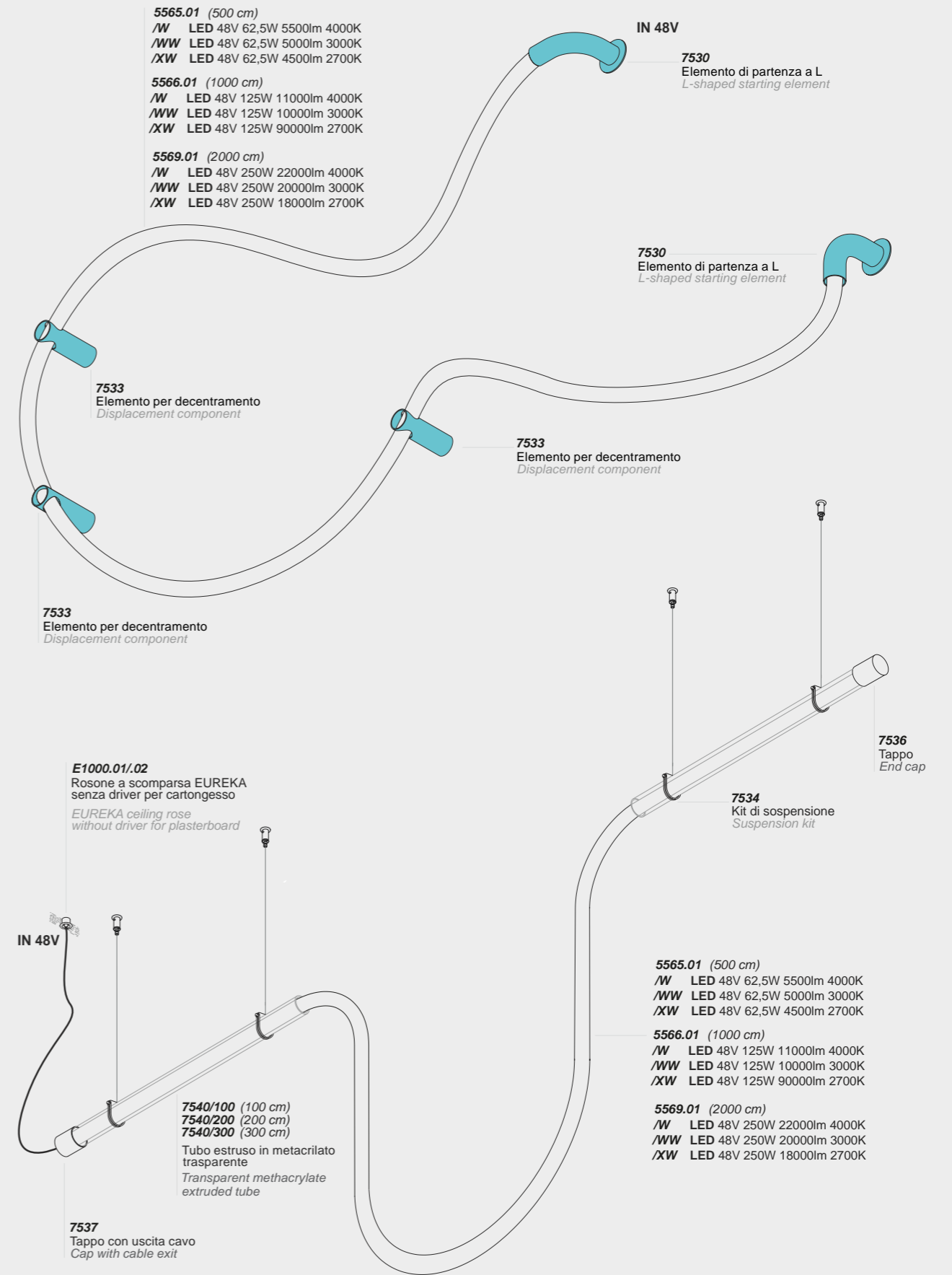
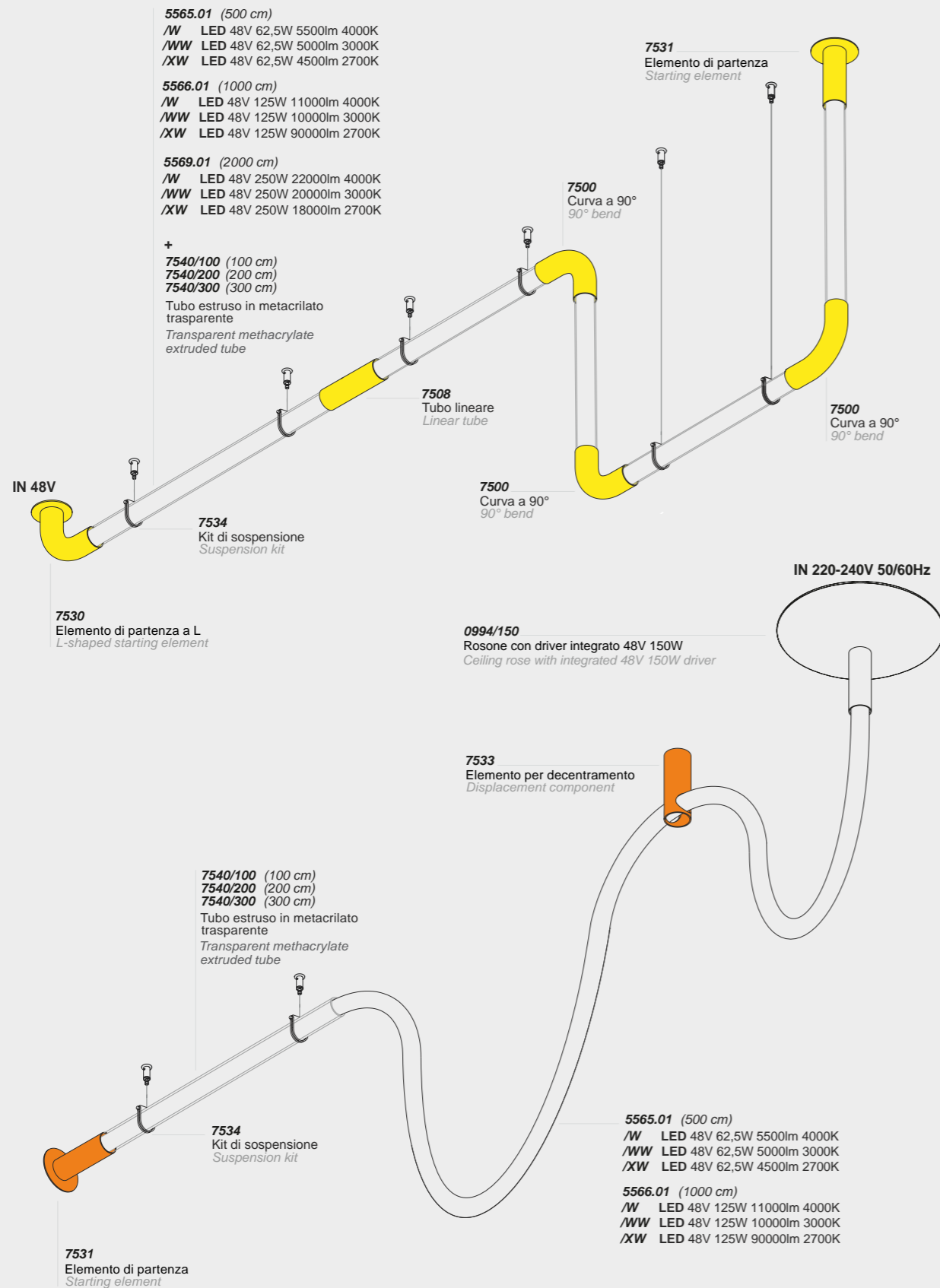


CODICI FINITURE - FINISHES CODES



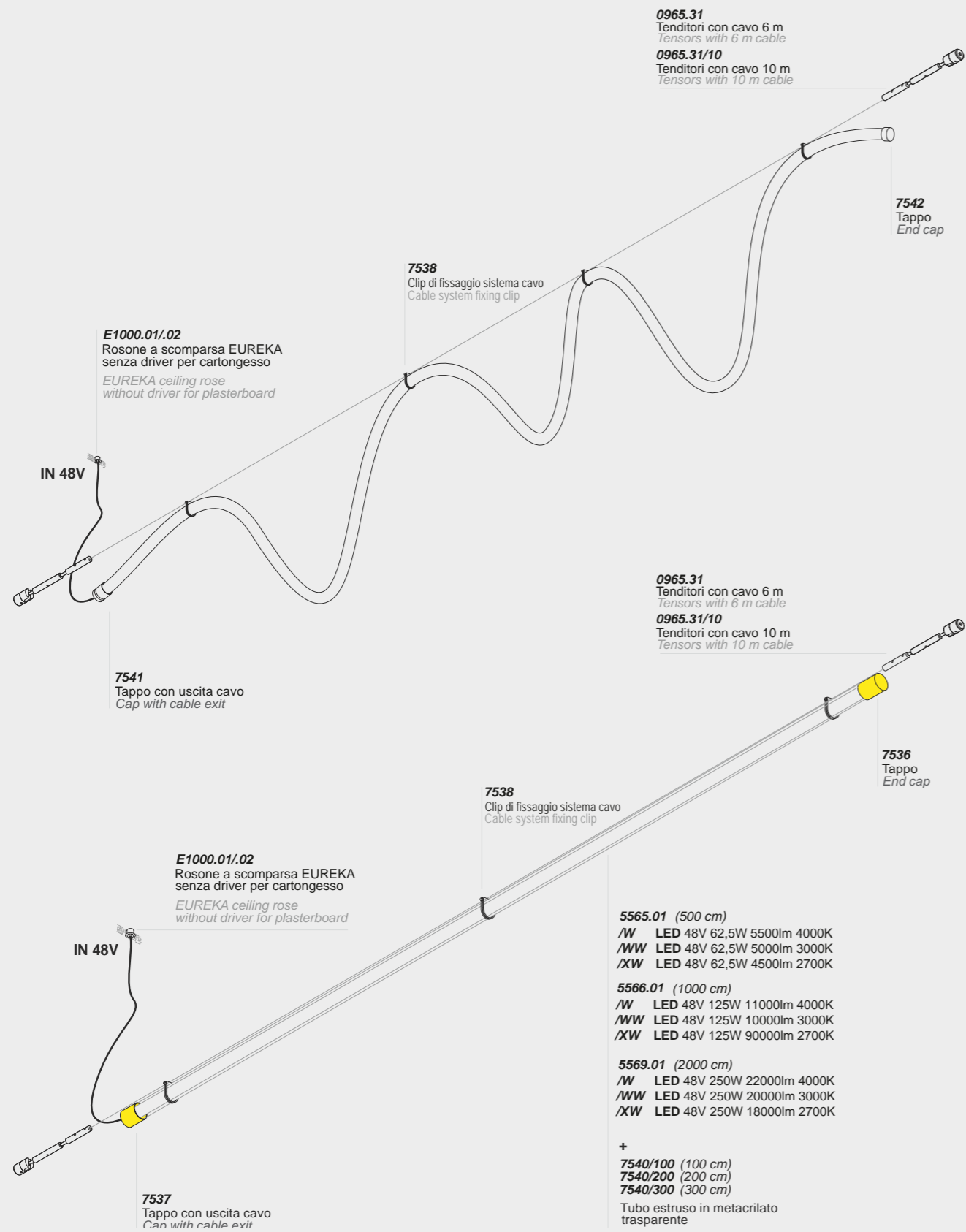
.01 Bianco White .02 Nero Black .08 Giallo Yellow .09 Arancione Orange .10 Azzuro Light Blue

ESEMPIO DI CONFIGURAZIONE CONFIGURATION EXAMPLE



ANACONDA

ESEMPIO DI CONFIGURAZIONE CONFIGURATION EXAMPLE





INDOOR EUREKA

Design U.T. Egoluce / 2025

IT

Eureka è un sistema di casseforme per controsoffitti in cartongesso, disponibile in versioni a uno o due elementi, progettato per l'installazione a scomparsa di corpi illuminanti a bassa tensione e a 230V. La sua struttura garantisce grande flessibilità e semplifica le operazioni in cantiere.

ES

Eureka es un sistema de cajas de empotrar para techos de cartón yeso, disponible en versiones de uno o dos módulos, diseñado para la instalación oculta de luminarias de baja tensión y 230V. Su estructura ofrece gran flexibilidad y simplifica las operaciones en obra.

FRA

Eureka est un système de coffrages pour plafonds en plaque de plâtre, disponible en versions à un ou deux modules, conçu pour l'installation invisible de luminaires basse tension et 230V. Sa structure offre une grande flexibilité et simplifie les opérations sur chantier.

ENG

Eureka is a recessed housing system for plasterboard ceilings, available in one- or two-module versions, designed for conceaLED installation of low-voltage and 230V luminaires. Its structure offers excellent flexibility and simplifies on-site operations.

DE

Eureka ist ein Einbaurahmensystem für Gipskartondecken, erhältlich in ein- und zweielementigen Ausführungen und entwickelt für den verdeckten Einbau von Niedervolt- und 230V-Leuchten. Die Konstruktion bietet hohe Flexibilität und erleichtert die Montageabläufe.

RUS

Eureka — система монтажных коробов для потолков из гипсокартона, доступная в версиях на один или два модуля и предназначенная для скрытого монтажа светильников низкого напряжения и 230В. Конструкция обеспечивает высокую универсальность и упрощает монтажные работы.




Eureka + Star Zero art. 6764



Eureka + Iris art. 6761



Eureka + Newton art. 6760



Eureka + Newton Flat art. 6763



Eureka + Ti art. 6771

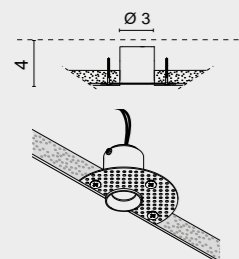


Eureka + 7 Ti art.6770



Eureka + 4 Ti art. 6770

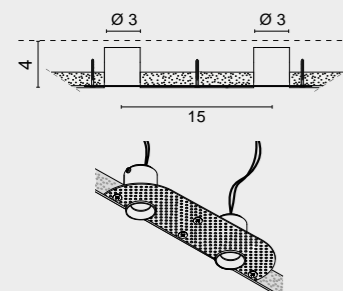
CASSAFORMA A SCOMPARSITA EUREKA SENZA DRIVER PER CARTOGESSO
EUREKA RECESSED BOX WITHOUT DRIVER FOR PLASTERBOARD



E6001 Cassaforma singola Eureka
Recessed single box Eureka

.01 Bianco .02 Nero
White Black

4,10 cm 0,13




E6002 Cassaforma doppia Eureka
Recessed double box Eureka

.01 Bianco .02 Nero
White Black

2 x 4,10 cm 0,25




CODICI FINITURE - FINISHES CODES




.01 Bianco White
.02 Nero Black


PRODOTTI COMPATIBILI CON SISTEMA EUREKA INCASSO
COMPATIBLE PRODUCTS WITH THE BUILT-IN EUREKA SYSTEM




STAR ZERO
6764



IRIS
6761



NEWTON
6760



NEWTON EASY
6765



NEWTON FLAT
6763




NEWTON SLIM
6762



TI
6770



TI
6771



DALIA
6772

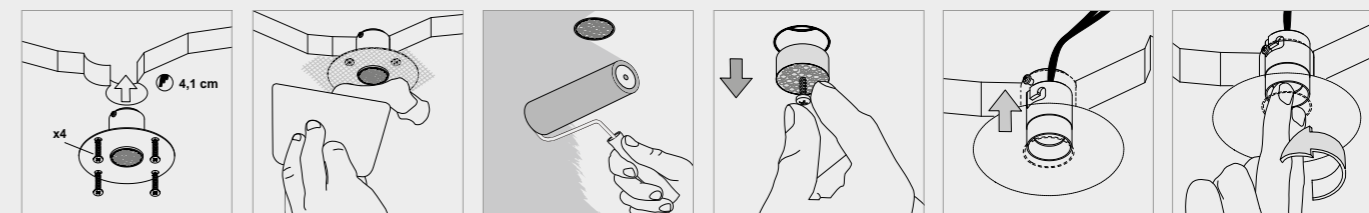
INSTALLAZIONE SISTEMA EUREKA INCASSO
EUREKA BUILT-IN SYSTEM INSTALLATION

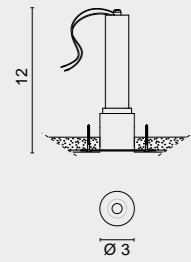
Ecco un riassunto dei passaggi per installare un faretto Eureka in un controsoffitto in cartongesso:

- Preparazione**
Spegni l'alimentazione elettrica e scegli il punto di installazione, verificando l'assenza di ostacoli.
- Fissaggio della cassaforma**
Avvita la controcassa al cartongesso con viti svasate.
- Rasatura**
Applica una retina tra il metallo e il cartongesso, poi stendi lo stucco con una spatola per integrare il tutto.
- Installazione del faretto**
Collega i cavi elettrici e inserisci il faretto nella cassaforma.
- Finitura e test**
Carteggia e vernicia per uniformare la superficie, poi riattiva la corrente e verifica il funzionamento.

Here's a summary of the steps to install an Eureka spotlight in a plasterboard false ceiling:

- Preparation**
Turn off the power supply and choose the installation point, checking for any obstacles.
- Fixing the formwork**
Fix the box to the plasterboard with countersunk screws.
- Smoothing**
Apply a mesh between the metal and the plasterboard, then spread the plaster with a spatula to integrate everything.
- Installing the spotlight**
Connect the wires and insert the spotlight into the box.
- Finishing and testing**
Sand and paint to match the surface, then turn the power back on and check if it works properly.





6764 STAR ZERO

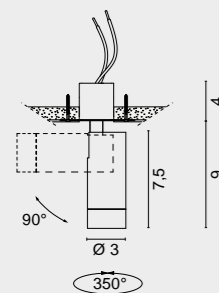
.01 Bianco .02 Nero
White Black

Color temperature	Optics	LED	Lumen	Lumen output
/W 4000K	/25 /48 /63	5,9W 17V 350mA	885lm	735lm
/W 4000K	/ST	5,9W 17V 350mA	885lm	682lm
/WW 3000K	/25 /48 /63	5,9W 17V 350mA	836lm	694lm
/WW 3000K	/ST	5,9W 17V 350mA	836lm	644lm
/XW 2700K	/25 /48 /63	5,9W 17V 350mA	800lm	664lm
/XW 2700K	/ST	5,9W 17V 350mA	800lm	616lm



Kg 0,15

* /ST SATINATO IP54 SU RICHIESTA
SATIN IP54 UPON REQUEST



6761 IRIS

.01 Bianco .02 Nero
White Black

Color temperature	Optics	LED	Lumen	Lumen output
/W 4000K	/25 /48 /63	5,9W 17V 350mA	885lm	735lm
/W 4000K	/ST	5,9W 17V 350mA	885lm	682lm
/WW 3000K	/25 /48 /63	5,9W 17V 350mA	836lm	694lm
/WW 3000K	/ST	5,9W 17V 350mA	836lm	644lm
/XW 2700K	/25 /48 /63	5,9W 17V 350mA	800lm	664lm
/XW 2700K	/ST	5,9W 17V 350mA	800lm	616lm



Kg 0,17

* /ST SATINATO IP54 SU RICHIESTA
SATIN IP54 UPON REQUEST

ACCESSORIES

0267/S

Frangiluce
Louvres



.01 Bianco .02 Nero
White Black

DRIVERS

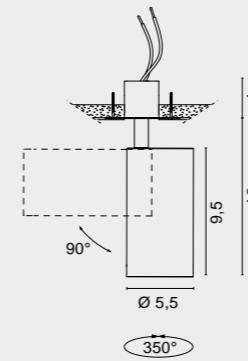
ON/OFF					DIMMABLE				
Cod.	0136/15 350mA	0135/35 350mA	0125 350mA	0128 350mA	0141/DIM PUSH - 1...10V	0141/DALI DIM DALI	0145 DIM	0145/DALI DIM DALI	0733/DIM PHASE CUT
6764	1-2	1	1	1-2	1-2	1-2	1-3	1-3	1
6761	1-2	1	1	1-2	1-2	1-2	1-3	1-3	1

CASAMBI LED EMERGENCY UNIT

Cod.	0145/CASA	0115/EM Inverter + Battery + LED indicator
6764	1-3	1
6761	1-3	1

SOLO COLLEGAMENTO IN SERIE - ONLY SERIAL CONNECTION

Il driver 0136/50 può passare dal foro incasso del faretto e può essere inserito anche con cassaforma montata.
Driver 0136/50 can pass through the recessed hole of the spotlight and can also be inserted with the formwork mounted.



6765 NEWTON EASY

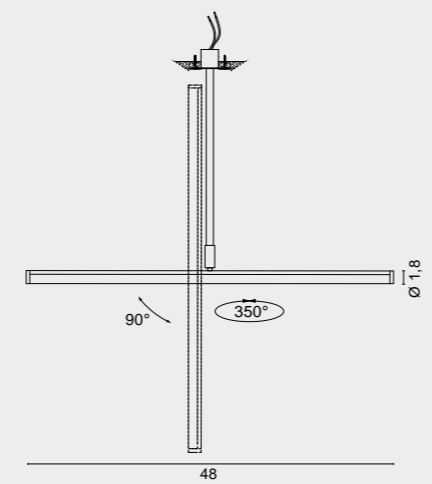
.01 Bianco .02 Nero
White Black

Light source not included

7W GU10 LED (art. 0094/...)
7W GU10 LED DIM (art. 0104/...)



Kg 0,20



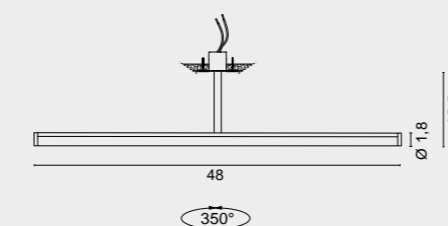
6770 TI

.02 Nero
Black

Color temperature	Volt	LED	Lumen
/W 4000K	24V	9W	1130lm
/WW 3000K	24V	9W	1010lm
/XW 2700K	24V	9W	945lm



Kg 0,25



6771 TI

.02 Nero
Black

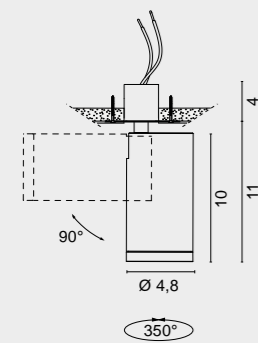
Color temperature	Volt	LED	Lumen
/W 4000K	24V	9W	1130lm
/WW 3000K	24V	9W	1010lm
/XW 2700K	24V	9W	945lm



Kg 0,20


DRIVERS

ON/OFF			DIMMABLE		
Cod.	0156	0157	0717/DIM60	0717/DIM60/V	0727/DIM50
6770	1-2	1-7	1-5	1-5	1-5
6771	1-2	1-7	1-5	1-5	1-5



6760 NEWTON

.01 Bianco .02 Nero White Black					
Color temperature	Optics	LED	Lumen	Lumen output	
/W 4000K	/24 /38 /58	8,7W 17,5V 500mA	1223lm	1016lm	
/W 4000K	/ST	8,7W 17,5V 500mA	1223lm	942lm	
/WW 3000K	/24 /38 /58	8,7W 17,5V 500mA	1156lm	960lm	
/WW 3000K	/ST	8,7W 17,5V 500mA	1156lm	890lm	
/XW 2700K	/24 /38 /58	8,7W 17,5V 500mA	1106lm	918lm	
/XW 2700K	/ST	8,7W 17,5V 500mA	1106lm	852lm	



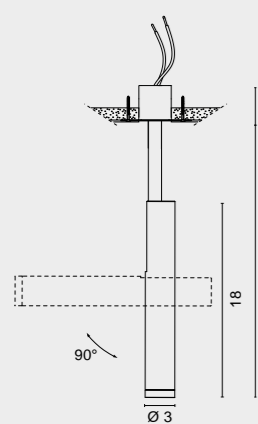
ACCESSORIES

0274 Schermo antiabbagliamento
Anti-glare screen

0267 Frangiluce
Louvres


.01 Bianco .02 Nero
White Black

.01 Bianco .02 Nero
White Black



6762 NEWTON SLIM

.01 Bianco .02 Nero White Black					
Color temperature	Optics	LED	Lumen	Lumen output	
/W 4000K	/25 /48 /63	8,7W 17,5V 500mA	1223lm	1016lm	
/W 4000K	/ST	8,7W 17,5V 500mA	1223lm	942lm	
/WW 3000K	/25 /48 /63	8,7W 17,5V 500mA	1156lm	960lm	
/WW 3000K	/ST	8,7W 17,5V 500mA	1156lm	890lm	
/XW 2700K	/25 /48 /63	8,7W 17,5V 500mA	1106lm	918lm	
/XW 2700K	/ST	8,7W 17,5V 500mA	1106lm	852lm	



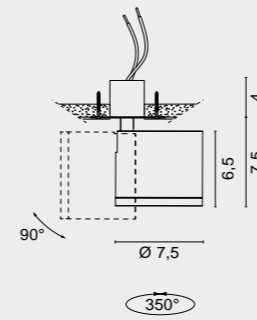
ACCESSORIES

0265 Diffusore in vetro Pyrex sabbato
Sand blasted Pyrex glass diffuser

0267 Frangiluce
Louvres


.01 Ghiera bianca .02 Ghiera nera
White ferrule Black ferrule

.01 Bianco .02 Nero
White Black



6763 NEWTON FLAT

.01 Bianco .02 Nero White Black					
Color temperature	Optics	LED	Lumen	Lumen output	
/W 4000K	/13 /40	8,7W 17,5V 500mA	1223lm	1016lm	
/W 4000K	/ST	8,7W 17,5V 500mA	1223lm	942lm	
/WW 3000K	/13 /40	8,7W 17,5V 500mA	1156lm	960lm	
/WW 3000K	/ST	8,7W 17,5V 500mA	1156lm	890lm	
/XW 2700K	/13 /40	8,7W 17,5V 500mA	1106lm	918lm	
/XW 2700K	/ST	8,7W 17,5V 500mA	1106lm	852lm	




ACCESSORIES

0264 Parabola decorativa
Decorative parabolic reflector


.01 Bianco .02 Nero
White Black




OTTICHE DISPONIBILI - AVAILABLE OPTICS




/13 /24 /25
Fascio stretto per luce d'accento
Narrow beam for accent lighting



/38 /48
Fascio medio
Medium beam



/40 /58 /63
Fascio largo
Wide beam



/ST
Fascio diffuso per illuminazione generale
Diffused light for general lighting

DRIVERS

ON/OFF

Cod.	ON/OFF			DIMMABLE				
	0136/50 500mA	0147/COB 500mA	0149/COB 500mA	0141/DIM PUSH - 1...10V	0141/DALI DIM DALI	0145 DIM	0145/DALI DIM DALI	0734/DIM PHASE CUT
6760	1	1-2	1	1-2	1-2	1-3	1-3	1
6762	1	1-2	1	1-2	1-2	1-3	1-3	1
6763	1	1-2	1	1-2	1-2	1-3	1-3	1

CASAMBI

LED EMERGENCY UNIT

Cod.	0145/CASA	0115/EM Inverter + Battery + LED indicator
6760	1-3	1
6762	1-3	1
6763	1-3	1

SOLO COLLEGAMENTO IN SERIE - ONLY SERIAL CONNECTION

Il driver 0136/50 può passare dal foro incasso del faretto e può essere inserito anche con cassaforma montata.
Driver 0136/50 can pass through the recessed hole of the spotlight and can also be inserted with the formwork mounted.



Our fittings are manufactured in conformity with the european standard CEI-EN 60598 and, consequently, get the mark CE.

Nos appareils sont fabriqués en conformité aux règles européennes CEI-EN 60598 et, par conséquent, fournis avec marque CE.

Unsere Produkte werden gemäss europäischer Norm CEI-EN 60598 hergestellt und sind als solche mit dem CE-Zeichen gekennzeichnet.

























Egoluce s.r.l. reserves the right to change, at any time and without prior warning, the technical specification of any product illustrated in this catalogue. Colours are simply indicative of the real nuance.

Egoluce s.r.l. se réserve le droit de modifier, à n'importe quel moment et sans préavis, les caractéristiques techniques des éléments illustrés dans ce catalogue. Les couleurs sont simplement a titre indicatif.




Egoluce s.r.l. behält sich vor, jederzeit und fristlos die in beiliegendem Katalog erläuterten technischen Daten zu ändern.

Die Farben sind nicht genau wirklichkeitsgetreu.

SYMBOLS

-  Suspension
-  Cable
-  Track
-  Wall
-  Ceiling
-  Recessed Wall
-  Recessed Ceiling
-  Table
-  Floor
-  Converter included
-  Converter not included
-  Cable length
-  Dimmer included
-  CRI Color Rendering Index
-  Reparable fixture
-  Rotation
-  Beam angle
- IP65** Protection class
-   Cut Out
-  Walk over fitting
-  Drive over fitting
- 

MARKS

-  Fixture on Class II, with double or reinforced insulation
-  SELV fixture with remote transformer
-  Fixture ready for installation on normally inflammable surfaces

LIGHT COLOR CODES

- /W** Natural White Led 4000K
- /WW** Warm white Led 3000K
- /XW** Extra white Led 2700K

ACCESSORIES CODES

-  **/DIM** Dimmer
-  **/DIM** Dimmer
-  **/DALI** Dimmer
- /EM** Emergency
- /ST** Satin diffuser
- /TR** Transparent diffuser

IP

Protection class I = dust / P = water

- | | |
|--|---|
| <p>1st digit: protection against penetration by solid bodies</p> <ul style="list-style-type: none"> 0 No protection 1 Protected against solid matters (over 50mm) 2 Protected against solid matters (over 12mm) 3 Protected against solid matters (over 2,5mm) 4 Protected against solid matters (over 1mm) 5 Dust proof 6 Fully dust proof | <p>2nd digit: protection against penetration by water</p> <ul style="list-style-type: none"> 0 No protection 1 Protected against drops of water falling vertically 3 Rain proof fixture 4 Splash proof fixture 5 Water jet proof 6 Wave proof 7 Watertight immersion fixture |
|--|---|

EDITION
2026 © All rights reserved

PHOTOS
Bordegona S.r.l.
U.T. Egoluce



MADE IN ITALY

EGOLUCE s.r.l.

Via I. Newton, 12 - 20016 Pero - Milano - Italy - Tel. +39 02339586.1

E-mail: export@egoluce.com - Int. E-mail: infoworld@egoluce.com

www.egoluce.com